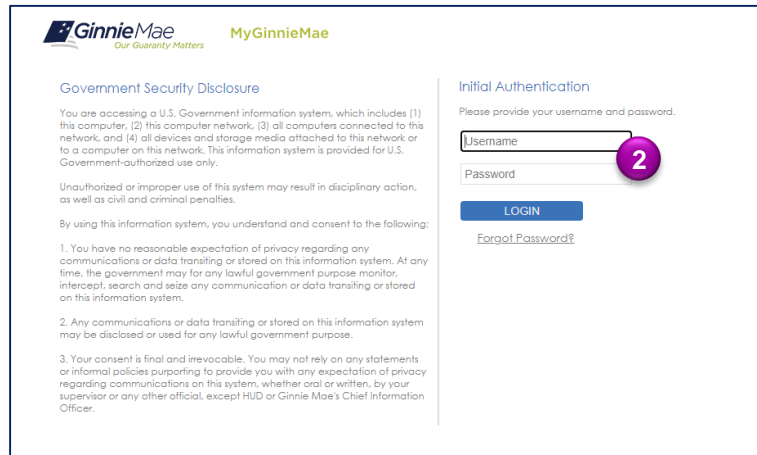


This Quick Reference Card provides an overview of the steps and instructions to attend the virtual Exit Conference as a Document Custodian Review Participant.

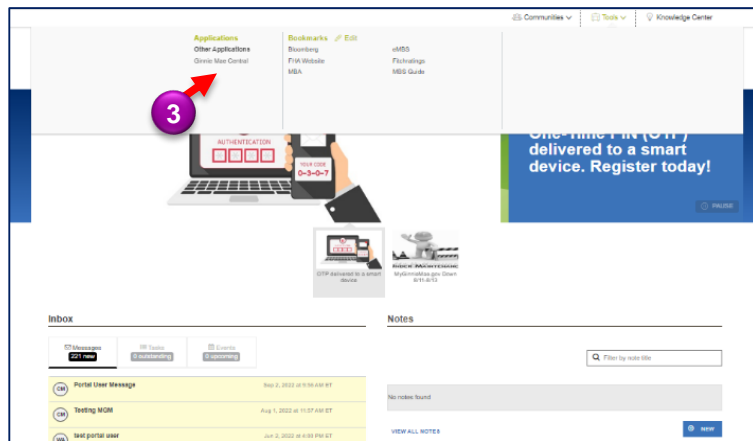
NAVIGATING TO GMC C&M

1. Navigate to MyGinnieMae
(<https://my.ginniemae.gov>).

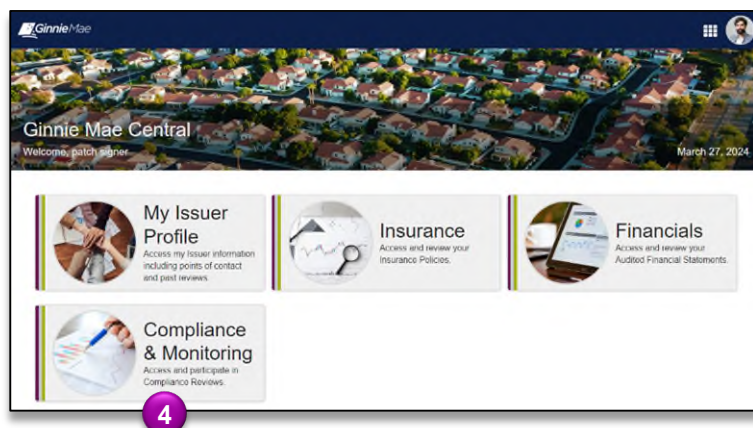
2. Login with your credentials.



3. Select Ginnie Mae Central under the Applications dropdown.

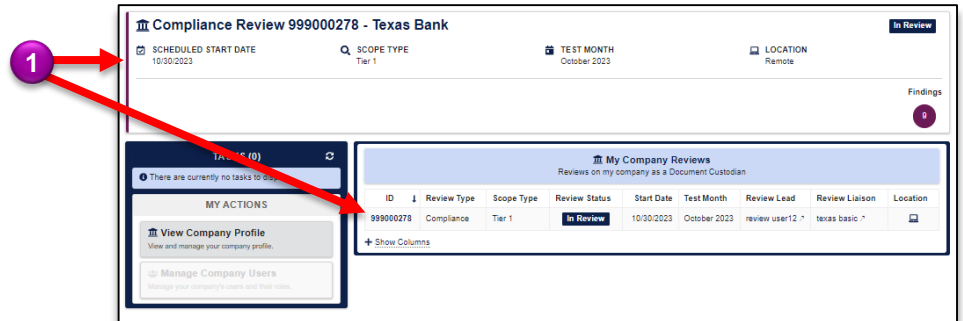


4. Select the C&M module.



ATTEND EXIT CONFERENCE

1. Select the **Review Banner** or the **Review ID** link to access the Review Record.



2. Once on the Review Record, Select the **Exit Activities** tab.
3. On the Exit Activities tab, **view key information** related to the Exit Activities, such as completion date, Reviewer, Initial Letter, Conference Date & Time, Meeting Link, Conference Attendees, and Conference Notes.

